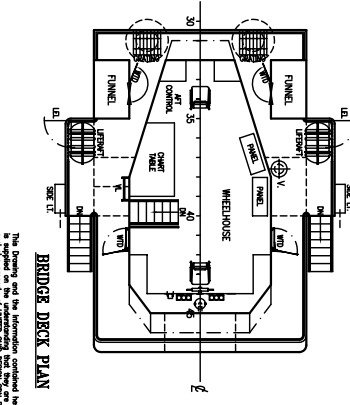
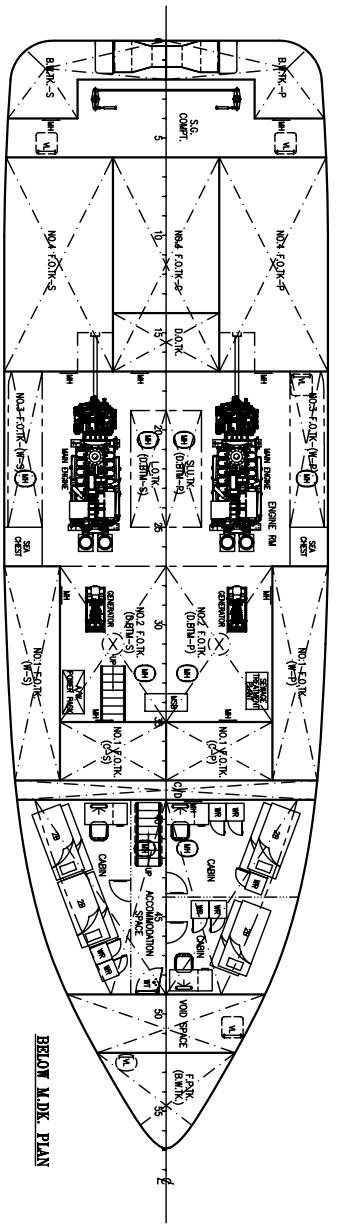
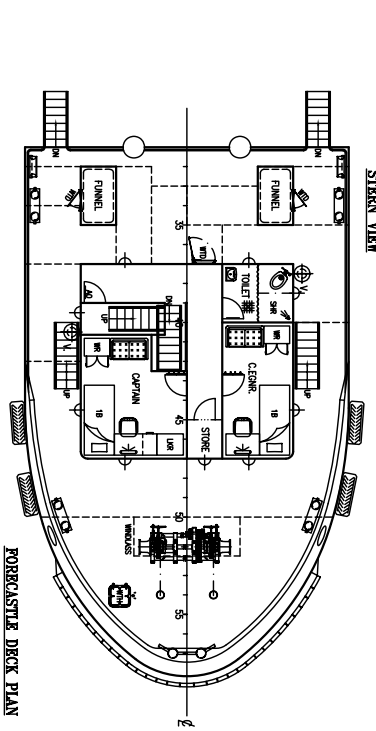
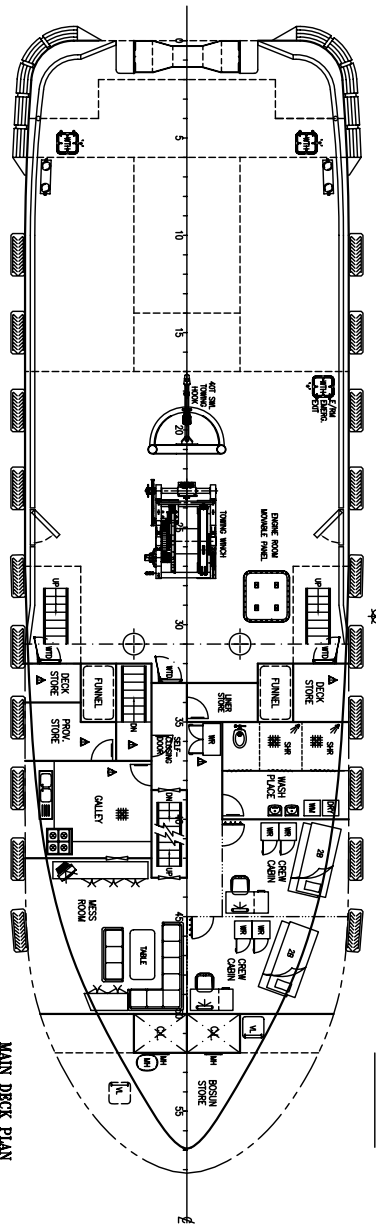
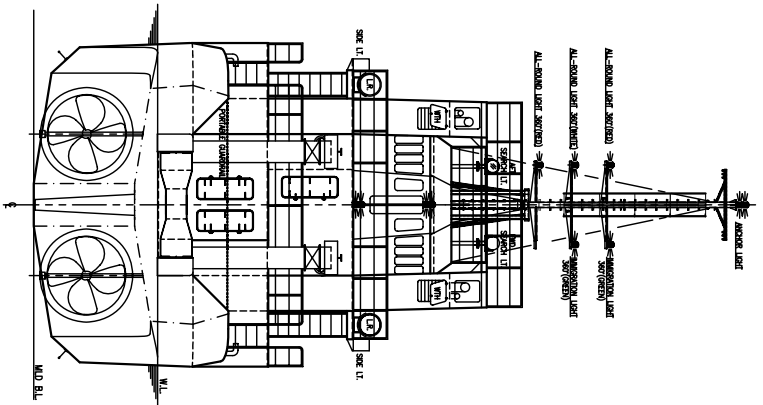
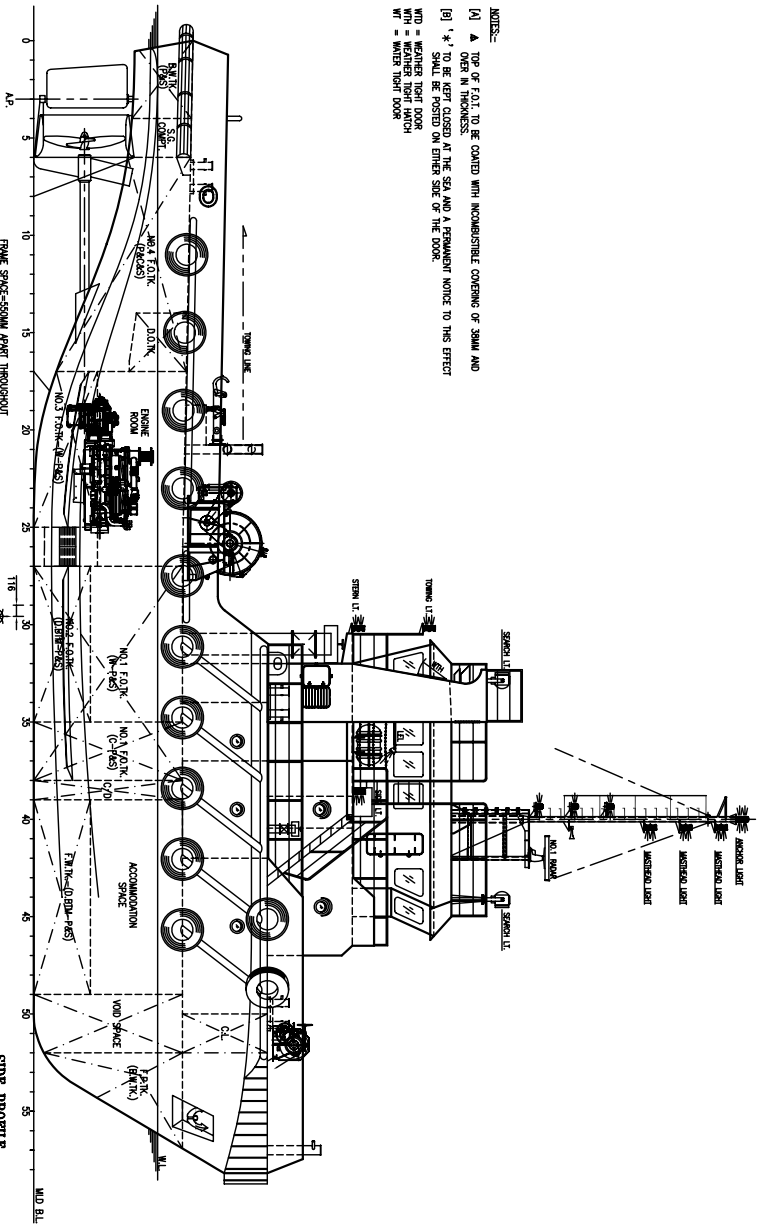


NOTES:-
 [1] A TOP OF F.O.T. TO BE COATED WITH NONCORROSIBLE COATING OF 3MM AND OPEN IN THICKNESS AT THE SEA AND A PERMANENT NOTICE TO THIS EFFECT SHALL BE PASTED ON EITHER SIDE OF THE DOOR.
 [2] W = WEATHER TIGHT DOOR
 [3] WT = WEATHER TIGHT HATCH
 [4] WLT = WELDED TIGHT DOOR



PRINCIPAL PARTICULARS

- L.O.A. 32.000M (104.99FT)
- L.B.P. 29.234M (95.91FT)
- BREADTH MLD 9.144M (30.00FT)
- DEPTH MLD 4.200M (13.78FT)
- DESIGNED DRAFT 3.500M (11.48FT)
- DESIGN SPEED 14 KNOTS
- COMPLEMENT 14 MEN
- MAIN ENGINE CUMMINS KTA50-M2
- GEAR BOX 1600HP@1800RPM x 2 UNITS
- REINFORCED WAF-665, RATIO 5.950-1
- 80W x 2 UNITS
- GENERATOR UNRESTRICTED
- NAVIGATION AREA SINGAPORE
- PORT OF REGISTRY SINGAPORE
- F.O. CAPACITY 220 TONNES (approx.)
- F.W. CAPACITY 32 TONNES (approx.)
- B.W. CAPACITY 24 TONNES (approx.)

DATE	MODIFICATION	REV	BY

GENERAL ARRANGEMENT

SHIP 32M TWIN SCREW TUG

OWNER RANANG MAJU SEPARULING S/BS

BUILDER TO NO. BANTU

CLASS D

CHECKED APPROVED

DRAWN SCALE 1 : 75

DATE 14/2/07

DESIGNING NO. US/206-G1

UNITED SHIP DESIGN (NAVAL ARCHITECTS)
 NO.4, 1ST FLOOR, LORONG SERIKAT 2,
 96000 SERI SEMPANG, MALACCA,
 TEL : +604-326265, FAX : +604-333825
 EMAIL : info@unitedshipdesign.com